




WOODLAND

EST 1965


New Prairie Mission Post Cap Collection

With our dedicated focus on artisan detail, Woodland Supply proudly introduces these brand-new post cap designs to our Prairie Mission series collection. Deep profile routing and the “proud” extended fit of these caps enhance and create a one-of-a-kind look. Combined with our new corresponding Prairie Mission handrail profiles, these new post caps raise the entire stair system to another level!




WSCHE

1 7/8" X 3 7/8" or
1 7/8" X 5 3/8"



WSSGL

1 7/8" X 3 7/8" or
1 7/8" X 5 3/8"




WSRG

1 7/8" X 3 7/8" or
1 7/8" X 5 3/8"

Available for 3 1/2" and 5" posts

Finish Options:



Red Oak



Maple



Aspen



Poplar



Knotty Pine



Clear Pine



Alder




Knotty Alder



Cedar




Hickory




Mahogany




Cherry



Walnut




White Oak
R.&Q.-Sawn



White Oak
Plain-Sawn



Fir



VG Fir

Check with a building inspector for local code conformity.



woodlandsupply.ca

What makes Woodland Supply the leader in quality?

Our luxury millwork is crafted to reach the highest level of quality possible while adding value to your process. Installers and homeowners alike can see, feel, and benefit from our attention to detail.

At Woodland, we control the quality of the lumber we use, from the forest to your home. Our hands on grading process begins with our Ripping Department, where the focus is on matching wood colour and grain pattern so that product consistency is top of class.

Value is added again in our Milling Department, where we position the material to ensure the highest yield possible, both during production and during on site installation. No detail is overlooked!

We only use the highest quality FAS wood material available in North America, combine this with our extreme attention to detail and you have the millwork of choice for premier home builders, designers, contractors, and homeowners alike.




Have you heard of KMPI?

KMPI is an acronym for Knife Marks Per Inch. It is one of the leading indicators for quality standards in manufacturing of wood millwork. The higher the KMPI, the higher the quality, as it indicates the product was machined slower with more attention to detail.

This results in a smoother finish, that requires less sanding and finishing preparation, leaving you with a superior product that saves you time and money!

KMPI CHART	KMPI (knife marks per inch)
Woodland	18-26+
Competitors	12-18



When you see and experience a home finished with Woodland Supply mouldings, stair parts, and doors... YOU KNOW!