


# stairs & stair parts



WOODLAND

EST 1965





WOODLAND

EST 1965



# STARTING WITH A COMMITMENT TO EXCELLENCE.

---

Woodland combines the finest American hardwoods with state of the art production technology and old-fashioned attention to quality and service.

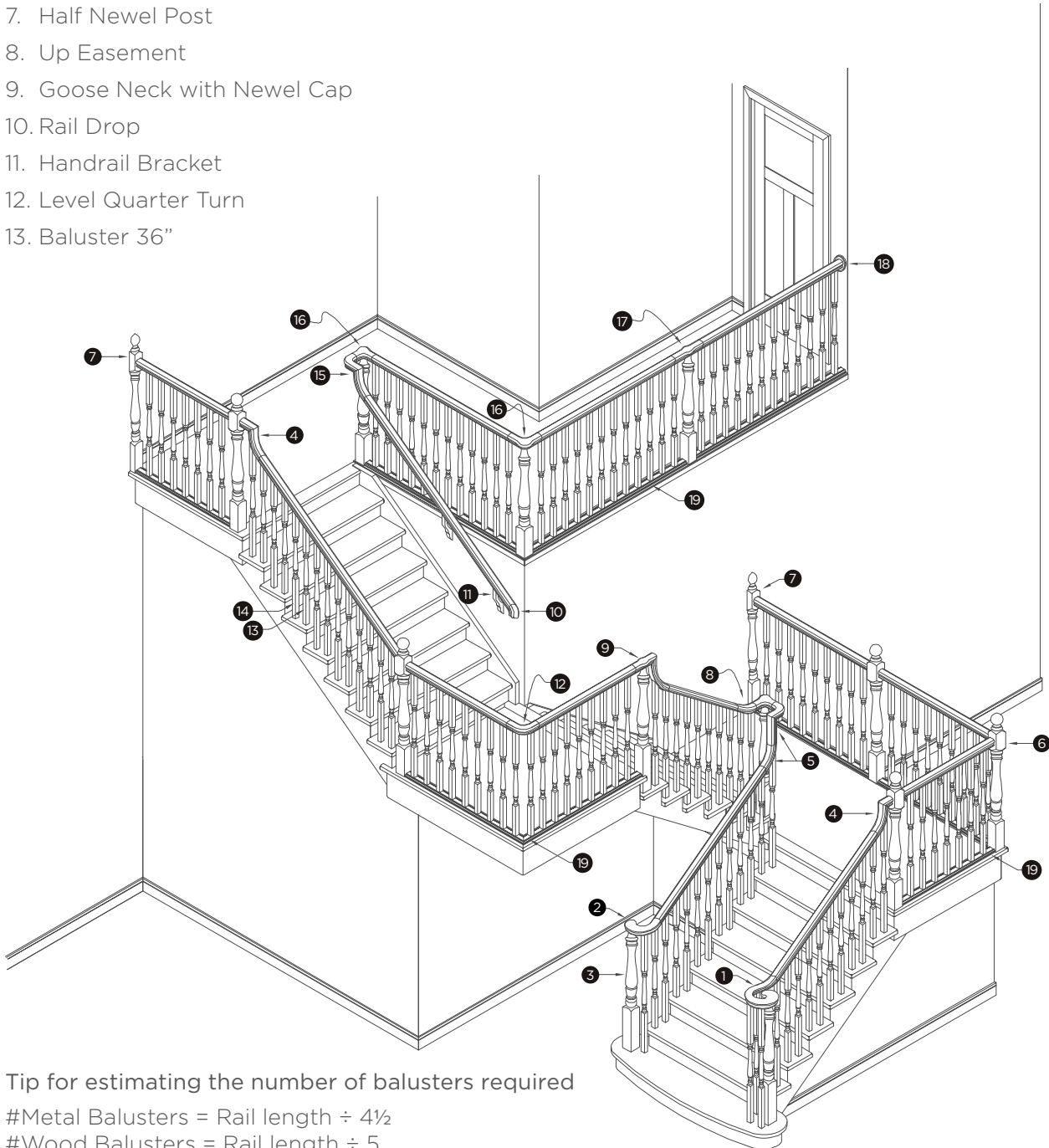
**The best of nature in your home.**



# ANATOMY OF A STAIR

1. Volute with Easement
2. Turn-Out Easement with Newel Cap
3. Dowel Top Newel Post
4. Goose Neck (1 riser)
5. Goose Neck with L.H. Quarter Turn
6. Ball Top Newel Post
7. Half Newel Post
8. Up Easement
9. Goose Neck with Newel Cap
10. Rail Drop
11. Handrail Bracket
12. Level Quarter Turn
13. Baluster 36"

14. Baluster 42"
15. Goose Neck Quarter Turn
16. Level Quarter Turn with Newel Cap
17. Newel Cap with 2 Rail Outlets
18. Oval Rosette
19. Sub Rail c/w Fillet



Tip for estimating the number of balusters required

#Metal Balusters = Rail length ÷ 4½

#Wood Balusters = Rail length ÷ 5



# CUSTOM STAIRS

---

If you require a custom built stair for your new home or major renovation, Woodland can meet your needs. Woodland has been building custom stairs for more than 20 years. Our skilled craftsmen will build your stair to an uncompromising standard of quality that you will enjoy for years to come. No matter your design or specification, Woodland will build your stair with craftsmanship and pride.

## Rails with glass

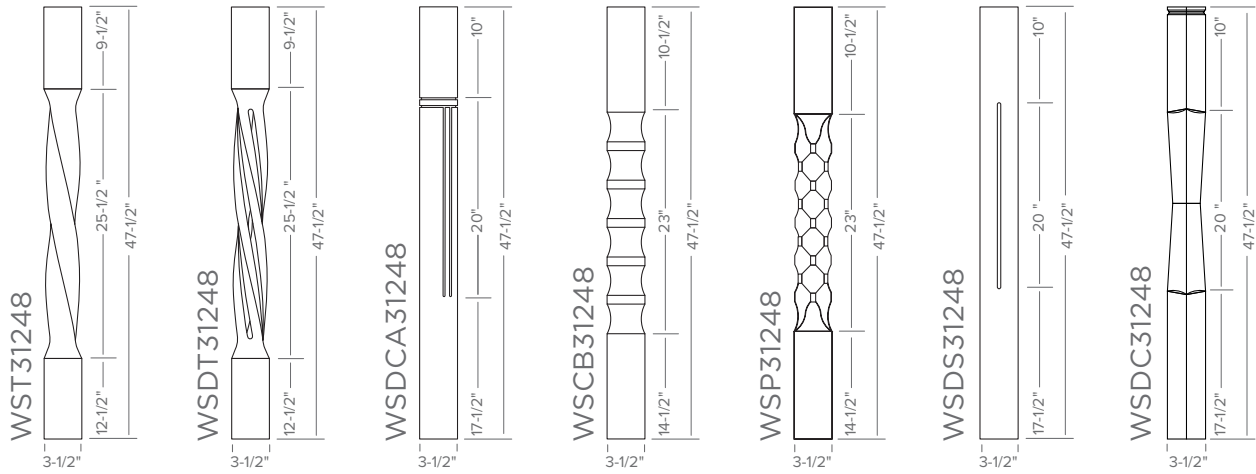
If you are looking for that unobstructed, clean and fresh look of glass for your stair, Woodland can incorporate this into any rail system. We use 8mm tempered or laminated glass for curved applications.

## Rails with metal balusters

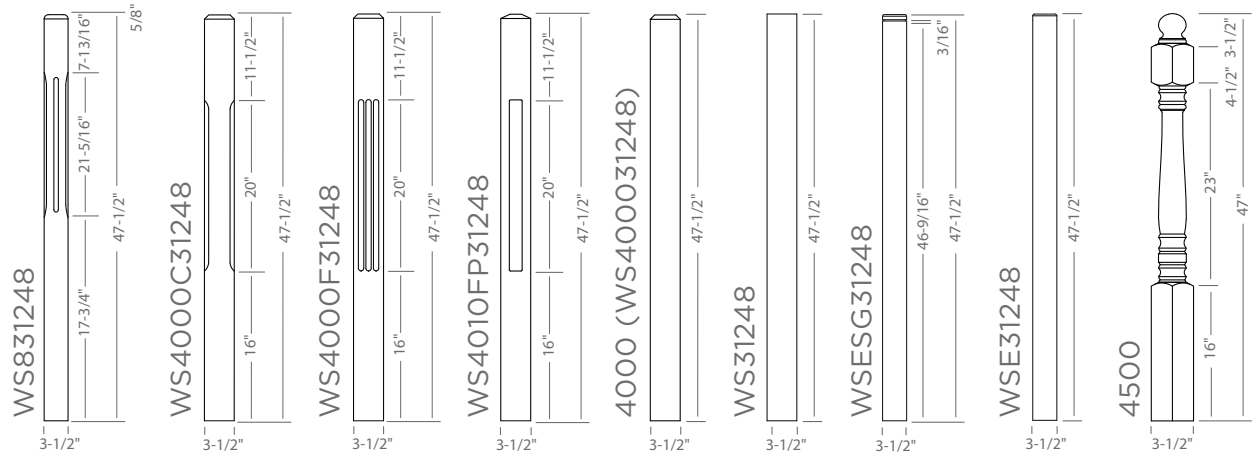
Metal balusters can be used for a sleek and stylish modern look, or one that is timeless and classic. With our wide range of product choices you can be confident in the finished look and quality of your stair.



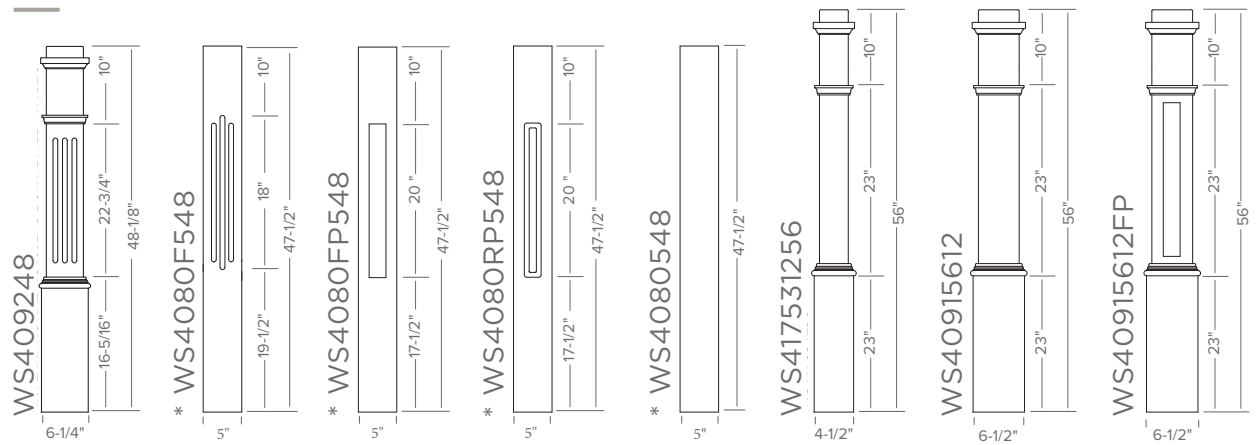
## CONCEPT POSTS



## NEWEL POSTS



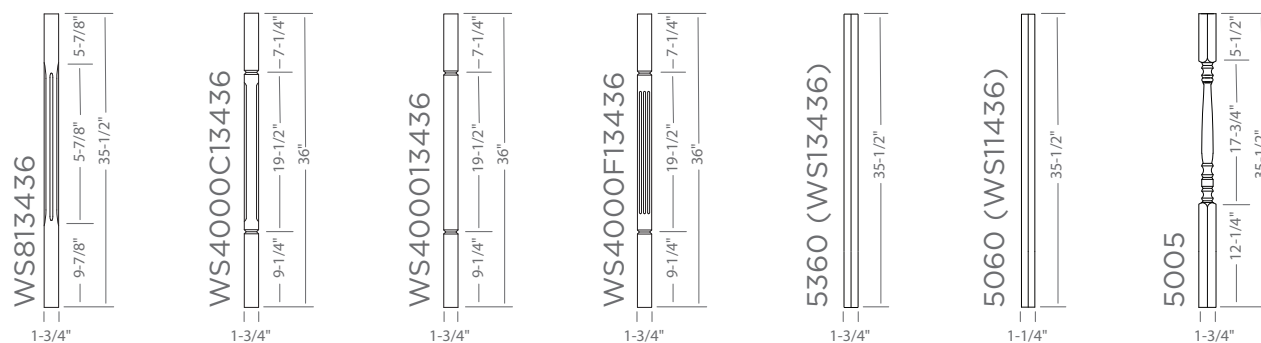
## BOX NEWEL POSTS



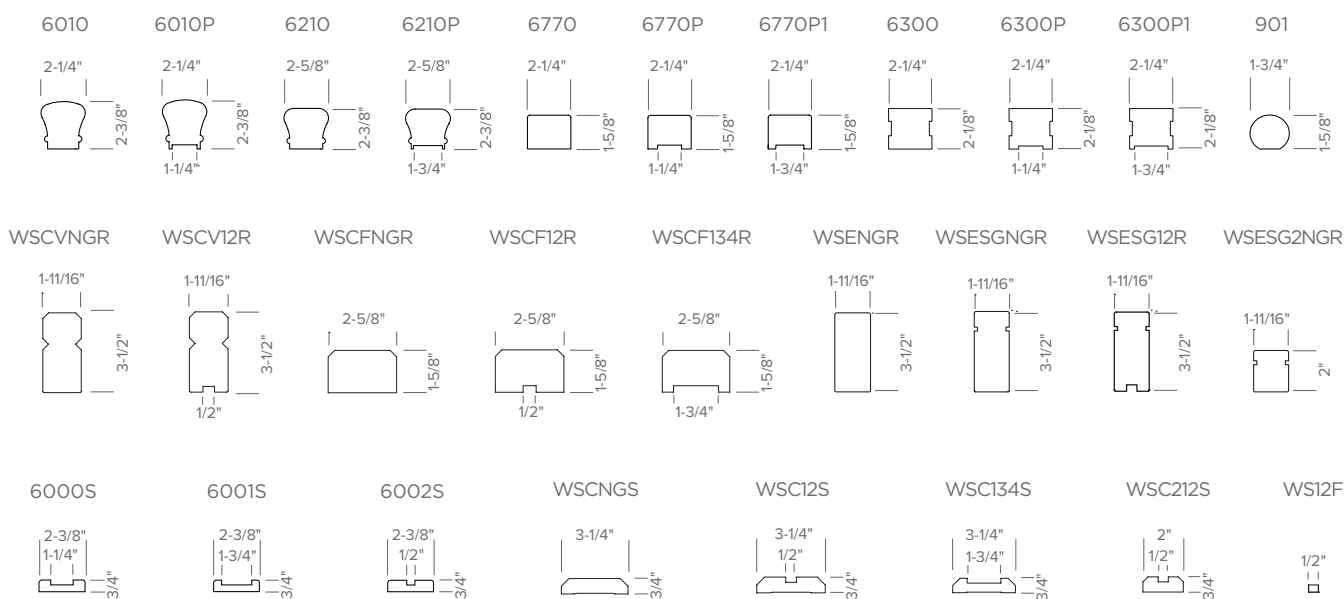
\* Newel Caps sold separately, see page 9.



# BALUSTERS



# RAILS




## TREADS AND RISERS

---



WS8071R/L  
False Tread 6"x 12 $\frac{3}{4}$ " Single Mitred Return



4000  
Stair Nosing 1"x 3 $\frac{1}{4}$ "  
See mouldings brochure for full line of transition



WS8072  
False Tread  
4 $\frac{3}{4}$ "x 12 $\frac{3}{4}$ "



WS8076  
False Riser  
4 $\frac{3}{4}$ "x 8"



WS8075  
 $\frac{3}{4}$ " Solid Wood Riser  
42", 48", 60", 72"



WS8070  
1 $\frac{1}{32}$ " Solid Wood Tread  
42", 48", 60", 72"




WS8070R  
Solid Wood Tread Reversible with Single Mitred Return  
1 $\frac{1}{32}$ "x 48"



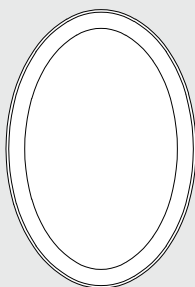
Butcher block style treads available in various species and custom sizes  
1 $\frac{3}{4}$ " or thicker

## ROSETTES

---



7033  
4 $\frac{5}{16}$ "x 6"



7027  
4 $\frac{7}{16}$ " x 6 $\frac{1}{2}$ "















Photography - Jesse Hoorelbeke

# NEWEL CAPS

## CAP TOPS

				
WS505S	WS505C	WS505R	WS405C	WS405R
$\frac{3}{4} \times 5\frac{1}{4} \times 5\frac{1}{4}$	$\frac{3}{4} \times 5\frac{1}{4} \times 5\frac{1}{4}$	$\frac{3}{4} \times 5\frac{1}{4} \times 5\frac{1}{4}$	$\frac{1}{2} \times 3\frac{1}{2} \times \frac{1}{2} \times 4$	$\frac{1}{2} \times 3\frac{1}{2} \times \frac{1}{2} \times 4$

## CAPS




						
WS508S	WS508C	WS508R	WS504	WS404	WS408C	WS408R
$1\frac{1}{2} \times 6\frac{3}{4} \times 6\frac{3}{4}$	$1\frac{1}{2} \times 6\frac{3}{4} \times 6\frac{3}{4}$	$1\frac{1}{2} \times 6\frac{3}{4} \times 6\frac{3}{4}$	$1\frac{1}{2} \times 6\frac{1}{4} \times 6\frac{1}{4}$	$1\frac{1}{2} \times 4\frac{3}{4} \times 4\frac{3}{4}$	$1\frac{1}{2} \times 5\frac{1}{4} \times 5\frac{1}{4}$	$1\frac{1}{2} \times 5\frac{1}{4} \times 5\frac{1}{4}$

S = SQUARE

C = CHAMFERED

R = RADIUS

# OTHER RAIL PARTS

				
PS302	PS101	PS501	M912	M913
rail bolt fastener	newel post bolt fastener	newel post fastener	rail bolt	1" plug

# HANDRAIL BRACKETS

				
HRBBS	HRBRACK-A	HRBRACK-B	HRBRACK-D	HRBRACK-DLAM
$1\frac{1}{2} \times 1\frac{3}{4} \times 5\frac{1}{2}$	$1\frac{1}{4} \times 3\frac{1}{2} \times 7\frac{1}{2}$	$1\frac{1}{4} \times 3\frac{1}{2} \times 7\frac{1}{2}$	$1\frac{3}{4} \times 4\frac{1}{4} \times 10\frac{3}{8}$	$1\frac{1}{2} \times 4\frac{1}{4} \times 11\frac{1}{8}$



## WOOD SPECIES

---

Woodland specializes in manufacturing millwork in many profiles and in many species. Although many dealers only stock a small number of species, Woodland has the capability to produce stair parts in any of those specified below. Contact your local dealer for available profiles and species or a quote on your specific requirements.

Some species may require longer lead times or have specific limitations.



Red Oak



Maple



Aspen



Poplar



Knotty Pine



Clear Pine



Alder



Knotty Alder



White Oak



Mahogany



Beech



Walnut



Hickory



Cedar



Fir



VG Fir



Cherry





WOODLAND SUPPLY & MFG. LTD.  
867 McLeod Avenue - Winnipeg, Manitoba R2G 0Y4  
Phone: 1 (204) 668-0079 | Toll Free: 1 (888) 665-0343  
[woodlandsupply.ca](http://woodlandsupply.ca)



Distributed in the USA By: